










# What time is it?

1. Write the time.

The worksheet features a 3x3 grid of analog clocks. Each clock has a face with numbers 1 through 12 and two hands. Below each clock is a blank line for writing the time. To the left of the grid is a cuckoo clock with a bird and a girl holding a basket. At the top of the grid is a row of clouds.

 _____	 _____	 _____
 _____	 _____	 _____
 _____	 _____	 _____

2. Draw the hands on the clocks.

It's half past ten.	It's nine O'clock.	It's twenty to four.
It's five past seven.	It's half past three.	It's five O'clock.
It's ten to six.	It's a quarter past two.	It's half past twelve.
It's eleven O'clock.	It's five to five.	It's ten past eleven.