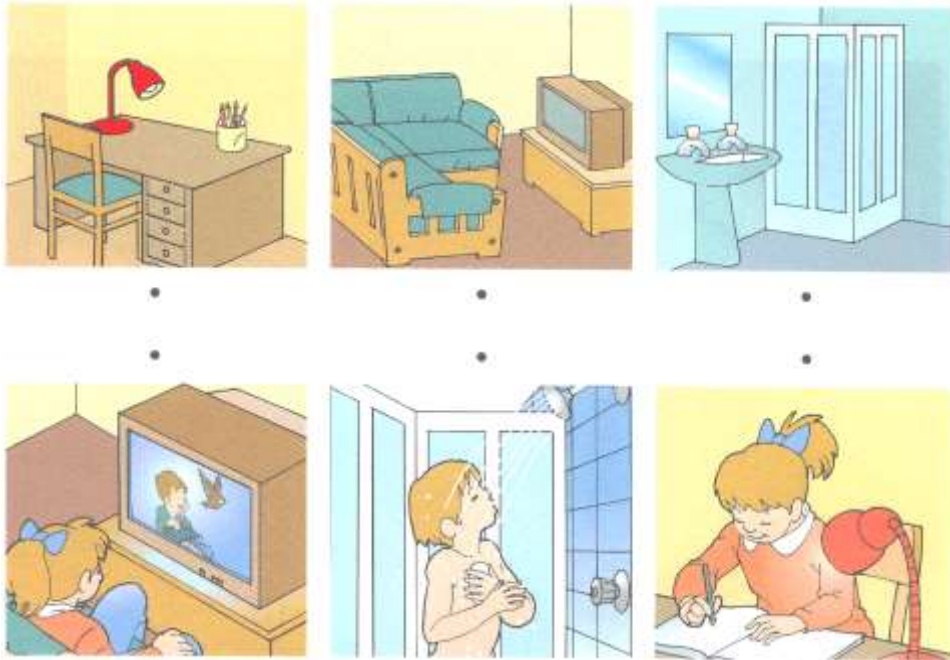


Nome: _____ Data: _____


1 - Observa e liga correctamente.




2 - Liga, dando a cada um o instrumento que lhe falta.



3 - Pinta o recipiente com maior capacidade.



4 – Observa:



Na figura pinta os itinerários:


De casa para a escola: amarelo

De casa para o supermercado: azul


De casa para a livraria: vermelho

De casa para o jardim: verde


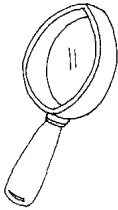
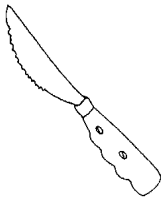

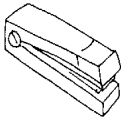
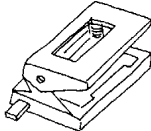
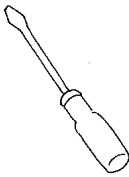
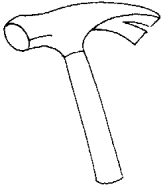
5 - Pinta os objectos que têm sabor.



6 - Pinta os objectos que têm cheiro.



7 - Liga cada objecto que a figura mostra ao seu nome.

| | | | |
|-----------------------------------------------------------------------------------|-----------------------------------------------------------------------------------|-----------------------------------------------------------------------------------|-------------------------------------------------------------------------------------|
| Lupa | Tesoura | Calculadora | faca |
| • | • | • | • |
|  |  |  |  |
|  |  |  |  |
| • | • | • | • |
| martelo | agrafador | furador | chave de fendas |

8 – Desenha três lápis em cima da primeira cadeira. E uma borracha por baixo da segunda cadeira. Dentro do aquário, desenha dois peixes.



9 - Pinta o local onde preferes passar as tuas férias.

